

Animals Don't Cover Their Tracks

Track Guide

By Kim A. Cabrera



Tracks not to scale
Page 1 of 3

All drawings © Kim A. Cabrera

www.bear-tracker.com

Front track on left, hind track on right; for birds, left and right are shown

<p>F H</p> <p>7 in. L x 5 in. W 8 in. L x 6 in. W</p> <p>Black Bear</p>	<p>F H</p> <p>2 in. L X 2.5 in. W 2 in. L X 2 in. W</p> <p>Bobcat</p>	<p>5 in. L x 6 in. W</p> <p>Caribou</p>	<p>3.5 in. L X 3.5 in. W 3.25 in. L X 3 in. W</p> <p>F H</p> <p>Mountain Lion AKA Cougar</p>	<p>3 in. L X 2.75 in. W</p> <p>Deer</p>
<p>F H</p> <p>Size varies</p> <p>Domestic Dog</p>	<p>4.75 in. L X 3 in. W</p> <p>Elk</p>	<p>F H</p> <p>3" L X 2" W 2" L X 2" W</p> <p>Badger</p>	<p>4-6 in. L</p> <p>Bison AKA Buffalo</p>	<p>3 in. L X 3 in. W</p> <p>Bighorn Sheep</p>
<p>6 in. L X 4.5 in. W</p> <p>Bald Eagle</p>	<p>5 in. L X 5.5 in. W</p> <p>F H</p> <p>3 in. L X 2.75 in. W</p> <p>Beaver</p>	<p>F H</p> <p>2.5 in. L X 2.25 in. W 2.25 in. L x 2 in. W</p> <p>Coyote</p>	<p>F H</p> <p>3.75 in. L x 4.25 in. W 3 in. L x 3.25 in. W</p> <p>Fisher</p>	<p>F H</p> <p>4 in. L x 3.75 in. W 3.75 in. L x 4 in. W</p> <p>Lynx</p>
<p>7 in. L x 6 in. W</p> <p>Moose</p>	<p>6 to 8 in. L x 4 to 6 in. W</p> <p>Great Blue Heron</p>	<p>5-6 in. L</p> <p>Horse (Shod and unshod)</p>	<p>F H</p> <p>13.5 in. L x 8.75 in. W 14 in. L x 8.5 in. W</p> <p>Grizzly Bear</p>	<p>3 in. L</p> <p>Domestic Goat</p>

Animals Don't Cover Their Tracks

Track Guide

By Kim A. Cabrera











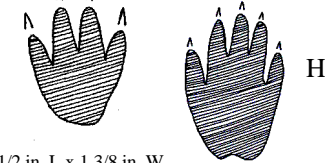







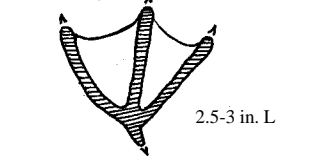



Tracks not to scale
Page 2 of 3

Front track on left, hind track on right; for birds, left and right are shown

www.bear-tracker.com

All drawings © Kim A. Cabrera

 <p>3 to 5 in. L x 4 to 5.25 in. W</p> <p>Wild Turkey</p>	 <p>4.25 in. L x 4 in. W 3.75 in. L x 3.25 in. W</p> <p>Gray Wolf</p>	 <p>2.5 in. L x 3 in. W 3 in. L x 3.5 in. W</p> <p>River Otter</p>	 <p>1.75 in. L x 1.25 in. W 3.25 in. L x 1.5 in. W</p> <p>Gray Squirrel</p>	 <p>1.5 in. L x 2 in. W 2.5 in. L x 2.5 in. W</p> <p>Opossum</p>
 <p>1 7/8 in. L x 1 3/4 in. W 1.75 in. L x 1.5 in. W</p> <p>Gray fox</p>	 <p>4-5 in. L</p> <p>Domestic Cow</p>	 <p>2 in. L x 2 in. W 2.5 in. L x 2 in. W</p> <p>Marten</p>	 <p>2.5-3 in. L</p> <p>Domestic Sheep</p>	 <p>3.75 in. L x 3.75 in. W 4 in. L x 3.5 in. W</p> <p>Wolverine</p>
 <p>1 1/2 in. L x 1 3/8 in. W 2 in. L x 1.5 in. W</p> <p>Armadillo</p>	 <p>1.5 in. L x 1.25 in. W 2 in. L x 1.5 in. W</p> <p>Striped Skunk</p>	 <p>Size varies</p> <p>Frog</p>	 <p>1.75 in. L x 1.25 in. W 2.75 in. L x 1.75 in. W</p> <p>Porcupine</p>	 <p>9/16 in. L x 1/2 in. W 7/16 in. L x 1/2 in. W</p> <p>Mouse</p>
 <p>2.5 in. L x 2 in. W 2.75 in. L x 2 in. W</p> <p>Marmot</p>	 <p>Size varies</p> <p>Lizard</p>	 <p>2 in. L x 1 in. W</p> <p>Aplodontia AKA Mountain beaver</p>	 <p>2.5-3 in. L</p> <p>Duck</p>	 <p>1/2 in. L x 1/2 in. W 5/8 in. L x 5/16 in. W</p> <p>Chipmunk</p>

Animals Don't Cover Their Tracks

Track Guide

By Kim A. Cabrera

Front track on left, hind track on right; for birds, left and right are shown



www.bear-tracker.com

Tracks not to scale
Page 3 of 3

All drawings © Kim A. Cabrera

<p>1.5 in. L x 1.75 in. W</p> <p>Quail</p>	<p>H 2 in. L X 1 in. W</p> <p>F 1.5 in. L X 1 in. W</p> <p>Brush Rabbit</p>	<p>F 2.5 in. L x 2.5 in. W</p> <p>H 3.5 in. L x 2.5 in. W</p> <p>Raccoon</p>	<p>Mountain goat</p> <p>2.5 in. L x 2.5 in. W</p>	<p>3.75 in. L x 2 in. W</p> <p>Raven</p>
<p>Size varies</p> <p>Sapsucker feeding sign — “wells” on a tree</p>	<p>Size varies</p> <p>Snake track</p>	<p>F 1.25 in. L x 1.25 in. W</p> <p>H 1.25 in. L x 1.5 in. W</p> <p>Muskrat</p>	<p>Size varies</p> <p>Caterpillar Tracks</p>	<p>Pileated Woodpecker feeding sign — large round or oblong holes in dead tree trunk.</p>

Use the space below to make drawings of common tracks found in your area. Drawing tracks is the best way to learn their shapes.
